



CIRCUIT COURT OF COOK COUNTY MODEL BOND COURT DASHBOARD

Performance Period : October - December 2018

This dashboard presents seven key performance measures being used to monitor implementation of the Model Bond Court initiative in the Circuit Court of Cook County.

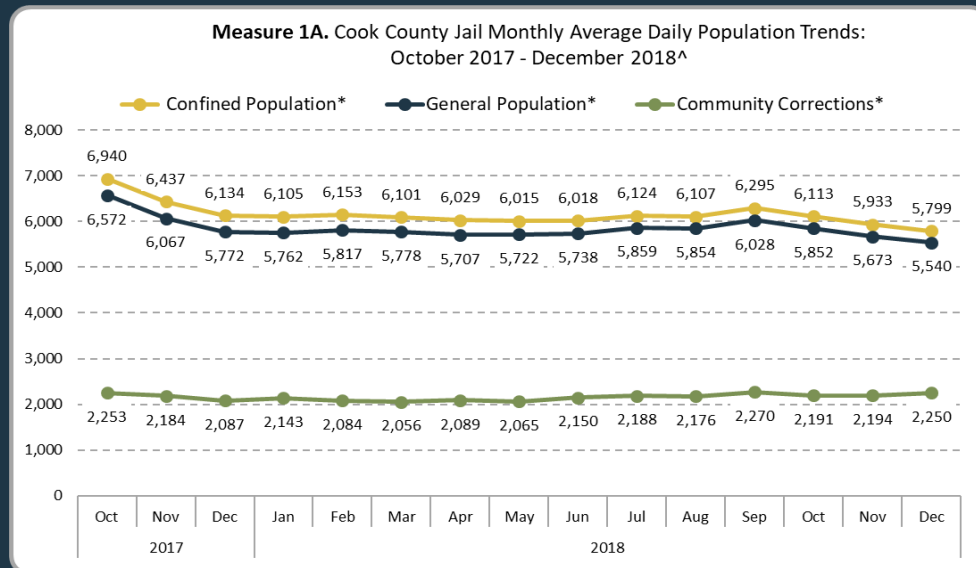
MEASURE 1. COOK COUNTY JAIL POPULATION TRENDS

Measure 1A shows the Cook County Jail's monthly average daily population trends post-implementation of General Order 18.8A (Effective September 18, 2017) .

- General Population - From October 2017 to December 2018, the General Population decreased 15.7%.
- Confined Population - From October 2017 to December 2018, the Confined Population decreased 16.4%.
- Community Corrections Population (Sheriff's Electronic Monitoring) - From October 2017 to December 2018, the Community Corrections Population decreased by 0.1%.

Reduction in Jail Population Pre-Implementation of General Order 18.8A

From July 2015 (implementation of the Public Safety Assessment in Central Bond Court) to October 2017 (first full month post-implementation of G.O. 18.8A) the monthly ADP of the general population decreased by 16% (from 7,822 to 6,572).



[^] Average Daily Population "ADP" calculations generated by the Office of the Chief Judge Information Services Department using "Sheriff's Daily Report" (October 2017 – December 2018). The daily reports are provided to the OCJ by the Cook County Sheriff's Office Bureau of Information and Technology Business Intelligence Unit. The Sheriff's Daily Report does not provide subcategory breakdown of the inmate population (e.g., pre-trial detainees, sentenced individuals, charged with felony or misdemeanor, etc.). The monthly ADP calculation totals the number of inmates on each day of the month being measured divided by the number of days in the month.

* The Confined Population consists of the male and female divisional population, Hospital, VRIC, Pre-Release Treatment Programs, and Residential Treatment programs, as well as the off-site population confined in jails outside of Cook County. The general population consists of the male and female divisional population on site at CCDOC. The Community Corrections Population includes Sheriff's Electronic Monitoring Program and VRIC post-release.

Measure 1B provides a point-in-time snapshot of the composition of the pretrial population under the custody of the Cook County Sheriff on December 31, 2018.

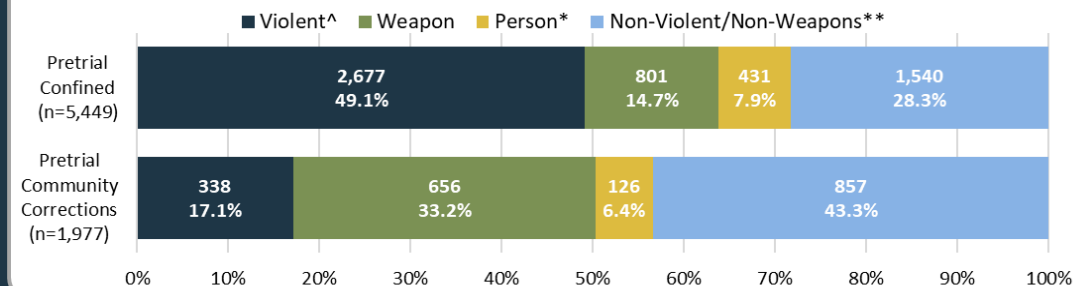
Pretrial Confined Population

- 49.1% of the pretrial confined population was accounted for by those charged with a violent crime, followed by weapons violations (14.7%), person crimes (7.9%), and non-violent/non-weapons violations such as property and drug violations (28.3%).

Pretrial Community Corrections Population (Sheriff's Electronic Monitoring)

- 17.1% of the pretrial EM population was accounted for by those charged with a violent crime, followed by weapons violations (33.2%), person crimes (6.4%), and non-violent/non-weapons violations such as property and drug violations (43.3%).

Measure 1B. Composition of The Pretrial Population Under the Custody of the Cook County Sheriff by Top Charge on 12/31/18



[^] Violent charge type is comprised of four offenses: murder and non-negligent manslaughter, forcible rape, robbery and aggravated battery.

* Person charges include assault, battery, child neglect and other miscellaneous person offenses.

** Non-violent/non-weapons charges include property and drug offenses.

FELONY MEASURE 2. INITIAL BAIL ORDERS SET AMONG PUBLIC SAFETY ASSESSMENT (PSA) FELONY DEFENDANTS

Measure 2 shows initial bail order outcomes (i.e., type of bail ordered) among felony defendants who appeared in bond courts across the jurisdiction with a completed Public Safety Assessment (PSA) during the performance period.

Non-Monetary Bail Orders

- More than 6 out of 10 of the felony defendants appearing in bond court received a non-monetary bail order.
 - 56.4% of the defendants received an I-Bond.
 - 7.9% received an I-Bond with Sheriff's Electronic Monitoring.

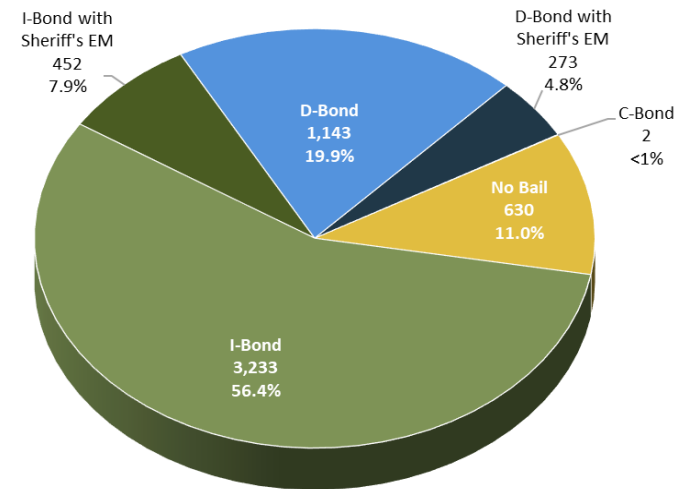
Monetary Bail Orders

- 19.9% of the defendants appearing in bond court received a D-Bond.
- 4.8% received a D-Bond with a special condition of Sheriff's Electronic Monitoring if released.
- Less than 1% of the defendants received a C-Bonds.

No Bail Orders

- 11% of felony defendants were given a No Bail order on their newly filed felony case.

Felony Measure 2. Initial Bail Order Set for PSA Assessed Felony Defendants:
Oct. 2018 - Dec. 2018 (n = 5,733)

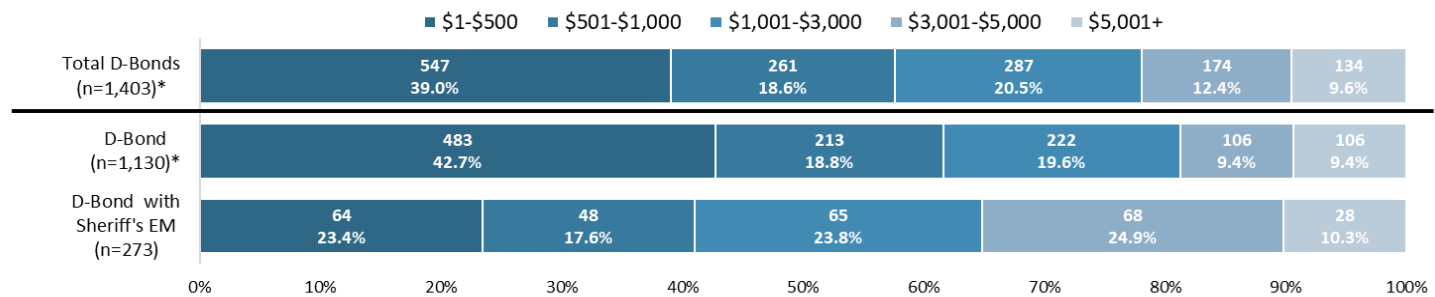


FELONY MEASURE 3. D-BOND DOLLAR AMOUNT NEEDED TO SECURE INITIAL RELEASE FROM CUSTODY

Measure 3 shows the 10% dollar amount needed to secure release from custody for defendants who received a D-Bond or a D-Bond with a special condition of Sheriff's Electronic Monitoring if released on their new felony case.

- Overall, D-bonds were set at \$500 or less for 39% of the defendants that received a D-Bond.
 - Bail was set at \$500 or less for 42.7% of the defendants that received a D-Bond.
 - Bail was set at \$500 or less for 23.4% of the defendants that received a D-Bond with a special condition of Sheriff's EM if released.

Felony Measure 3. 10% Dollar Amount Needed to Secure Initial Release from Custody Among PSA Felony Defendants who Received a D-Bond Bail Order (October - December 2018)



* D-Bond values were missing for 13 defendants

FELONY MEASURE 4. RATE OF PRETRIAL RELEASE BY INITIAL BAIL ORDER

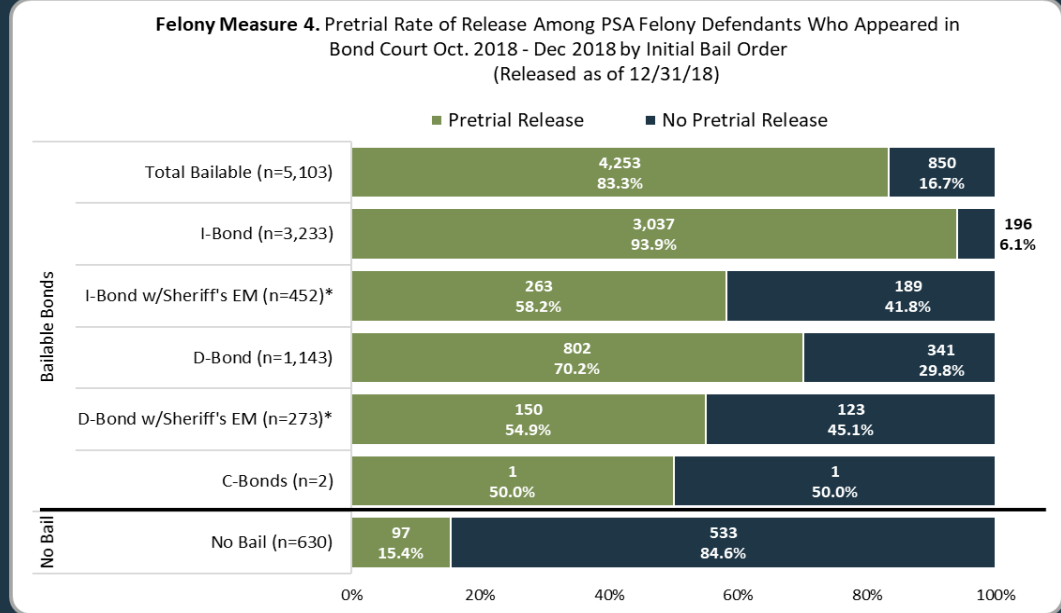
Measure 4 provides a point-in-time snapshot of the pretrial rate of release among felony defendants who appeared in bond courts during the reporting period. Only pretrial releases documented in the Sheriff's Office Release file by the last day of the reporting period are reflected in the figure.

Bailable Bonds

- More than 8 out of 10 felony defendants who received a bailable bond secured an initial pretrial release from Cook County Jail.
 - 93.9% of the defendants who received an I-Bond had an initial pretrial release from custody. Defendants who received an I-Bond on their new case may remain detained on other pending cases.
 - 58.2% of the defendants court ordered to an I-Bond with Sheriff's EM were successfully released from physical incarceration in the Cook County Jail.
 - 70.2% of the defendants required to post 10% of their D-Bond value for release did so, securing their initial pretrial release from custody.
 - 54.9% of the defendants required to post 10% of their D-Bond value for release did so, and were successfully placed on Sheriff's EM as a special condition of pretrial release.
 - 50% of the defendants required to post 100% of their C-Bond value for release did so, securing their initial pretrial release from custody.

Non-Bailable Bonds

- 15.4% of the defendants who received an initial No Bail order secured a bailable bond during a subsequent court date which resulted in an initial pretrial release

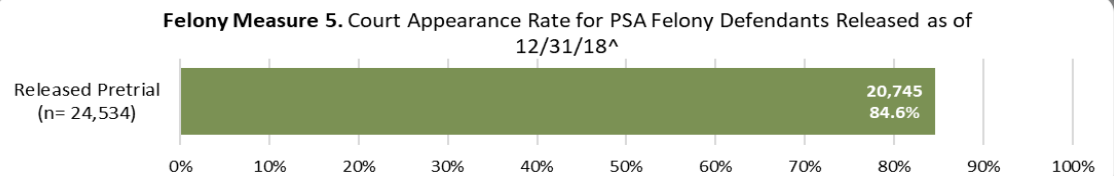


* A non-admission to Sheriff's EM may be because a defendant (1) has a more restrictive bond (e.g., unpaid D-Bond on a current case or a No Bail Hold on another active pre-trial or probation case); (2) is determined to be ineligible for Sheriff's EM (e.g., no place to stay or active IDOC or out of jurisdiction warrant); or (3) refuses placement on Sheriff's EM. Additionally, the defendant may have been placed on Sheriff's EM after the end of the current reporting period (December 30, 2018).

FELONY MEASURE 5. COURT APPEARANCE RATE

Measure 5 provides preliminary outcomes on the percentage of defendants released pretrial who make all scheduled court appearances.

- 84.6% of the felony defendants who appeared in bond court and were released between October 1, 2017 and December 31, 2018 have successfully appeared for all scheduled court hearings to date.

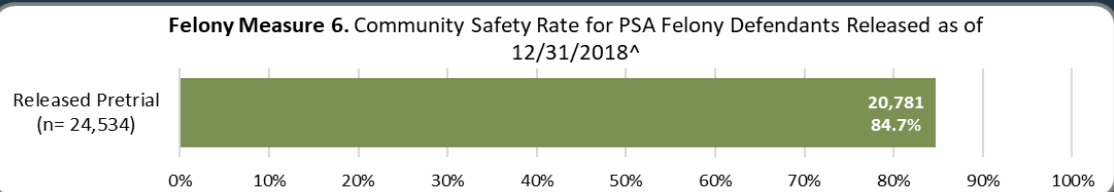


^ Felony Defendants who appeared in bond courts with a completed PSA on or after 10/01/17 (post-implementation of G.O. 18.8A).

FELONY MEASURE 6. COMMUNITY SAFETY RATE

Measure 6 provides preliminary outcomes on the percentage of defendants released pretrial who are not charged with a new offense while in the community.

- 84.7% of the felony defendants who appeared in bond court and were released between October 1, 2017 and December 31, 2018 have not been charged with a new offense while in the community.



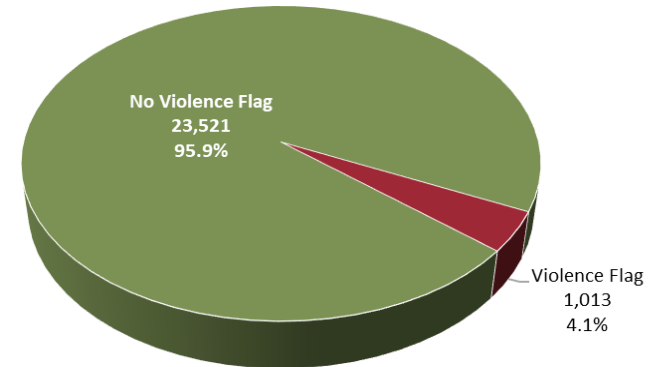
^ Felony defendants who appeared in bond courts with a completed PSA on or after 10/01/17 (post-implementation of G.O. 18.8A).

FELONY MEASURE 7. ASSESSMENT OF RISK FOR NEW VIOLENT CRIMINAL ACTIVITY

Measure 7A provides a snapshot of the number of defendants released pretrial who were flagged at initial assessment as posing an elevated risk for committing a new violent offense while awaiting trial.

- 95.9% of the felony defendants who appeared in bond and secured pretrial release between October 1, 2017 and December 31, 2018 were not flagged at initial assessment as posing an elevated risk for committing a new violent offense while in the community.
- 4.1% were flagged at assessment as posing an elevated risk for committing a new violent offense if released.

Felony Measure 7A. Felony Defendants Flagged for Elevated Risk of Committing a New Violent Crime While in the Community: Defendants Released as of 12/31/18 (n=24,534) ^{^*}



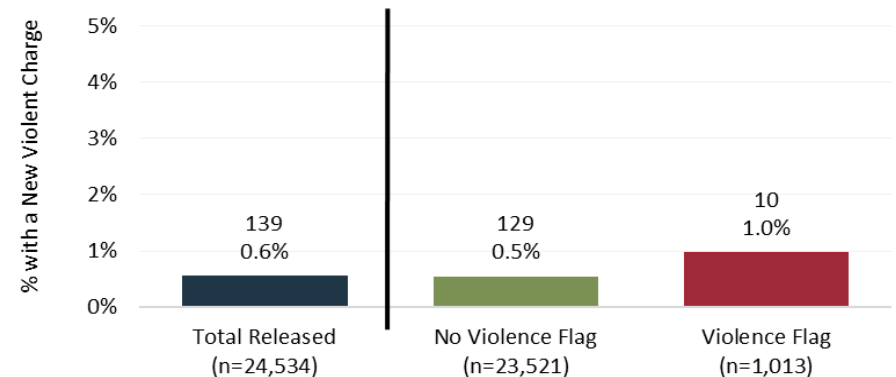
[^] Felony defendants who appeared in bond courts with a completed PSA on or after 10/01/17 (post-implementation of G.O. 18.8A).

^{*} The Public Safety Assessment uses a combination of nine risk factors that are entirely dependent on criminal history to identify individuals who may pose an elevated risk for committing a new violent crime while awaiting trial.

Measure 7B provides a snapshot of the number of defendants released pretrial who were charged with a new violent offense while in the community.

- Overall, less than 1% of the felony defendants who appeared in bond court and were released between October 1, 2017 and December 31, 2018 were charged with committing a new violent offense while in the community.
- Defendants with a violence flag were more likely to be charged with a new violent offense compared to those without the violence flag (1.0% compared to 0.5%).

Felony Measure 7B. Felony Defendants With a New Violent Criminal Charge While in the Community, Defendants Released as of 12/31/2018 ^{^*}



[^] Felony defendants who appeared in bond courts with a completed PSA on or after 10/01/17 (post-implementation of G.O. 18.8A).

^{*} New violent criminal charge is defined as a case filing for a violent offense that allegedly occurred while defendant was on pretrial release.

Note: Data presented in the dashboard are based on a case-level merge of the electronic docket and a monthly release file from the Cook County Sheriff's Office. Percentages featured in this report may not add up to 100% due to rounding.